

NATIONAL ASSOCIATION OF SOCIAL WORKERS

NASW Mobile App Instructions

MOBILE APP INSTRUCTIONS

The NASW Mobile App, which is offered in the iTunes App Store and in Android's Google Play Store is available for download per the instructions below:



HOW TO DOWNLOAD GOOGLE PLAY FOR ANDROID:

1. If you haven't already, add a Google account on your device.
2. Go to "Google Play" or open the Google Play Store App.
3. Select an item.
4. Touch Install (for free items) or the item's price.
5. Follow the on-screen instructions. For paid items, you can select or edit your payment method with the down arrow. If it's your first time making a purchase, your payment method will be added to your Google account.



HOW TO ACCESS ITUNES APP STORE:

1. Your iPhone automatically has the iTunes App Store downloaded on it.
2. Look for the app that says, "App Store."
3. Tap the app to open the iTunes App Store.



HOW TO DOWNLOAD THE NASW MOBILE APP:

iTunes App Store:



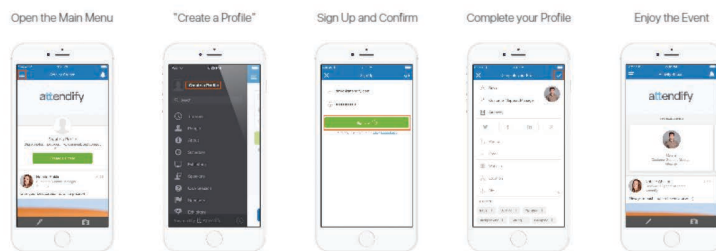
1. Open the iTunes "App Store."
2. From the menu at the bottom of the screen, tap "Search."
3. Type in "NASW."
4. Scroll down to find the application.
5. Then tap, "Get."
6. The NASW mobile app will begin downloading for use.

Google Play:

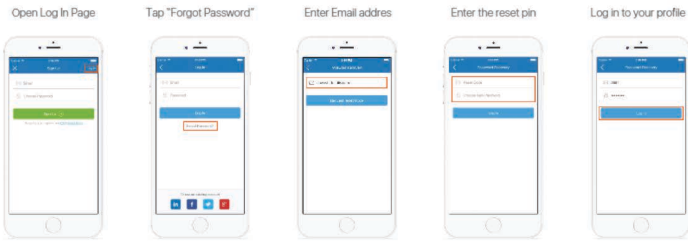


1. Open the Google Play app.
2. Tap "Shop" in the drop-down in the upper left corner.
3. Then in the search feature type in, "NASW."
4. Scroll down to find the application.
5. Then tap, "Install."
- a. You'll be presented with some information about the app — including important app permissions — and a drop down to select which device to install it to. If you only have one Android device you're all set, but if you have more than one just choose the right one from the list.


HOW TO CREATE A PROFILE:



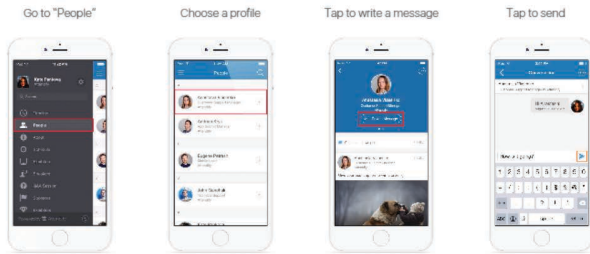
HOW TO RESET YOUR PASSWORD:



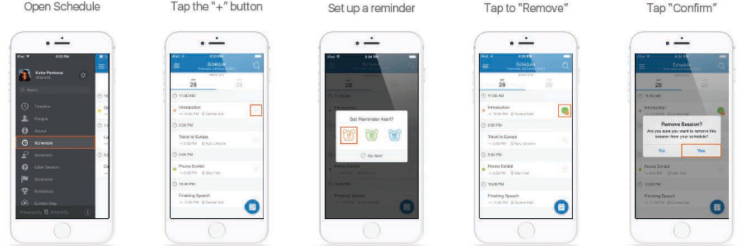
HOW TO FIND PUSH NOTIFICATIONS:



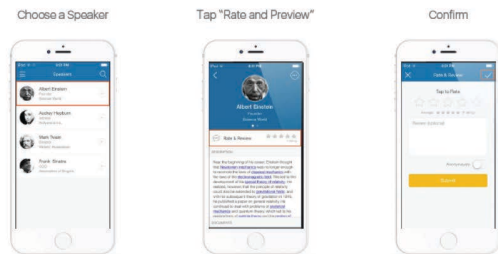
HOW TO SEND A PRIVATE MESSAGE:



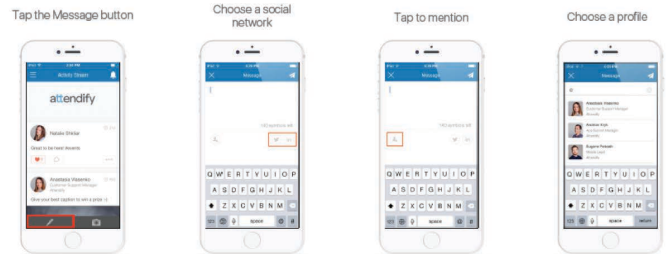
HOW TO ADD A SESSION TO "MY SCHEDULE":



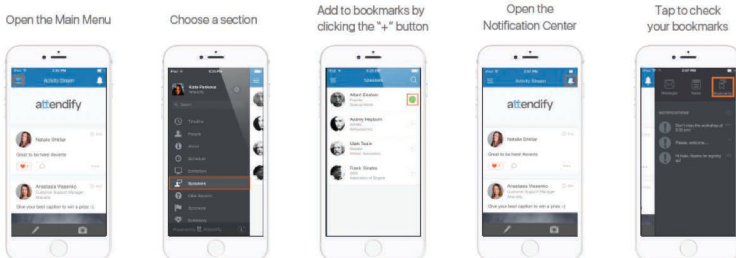
HOW TO RATE & REVIEW:



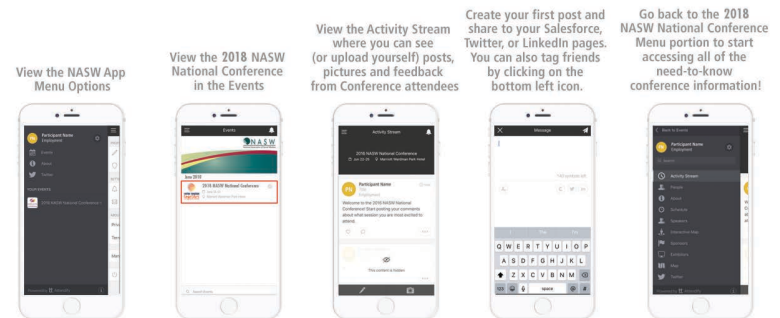
HOW TO CROSS-POST & MENTION:



HOW TO ADD CONTENT TO "BOOKMARKS":



NAVIGATING THE NASW MOBILE APP:



HOW TO ADD NOTES:

