


WHAT'S NEXT FOR YOUR CAREER IN SOCIAL WORK?



Why did you choose social work?

Relieve People's Suffering
Fight for Social Justice
Improve Lives and Communities



FASTEST GROWING SETTINGS



715,000 social workers in the U.S.

Projected Growth by Setting 2020-2030

Child, family and school

13%

INCREASE

Health care

13%

INCREASE

Mental health and substance use

15%

INCREASE

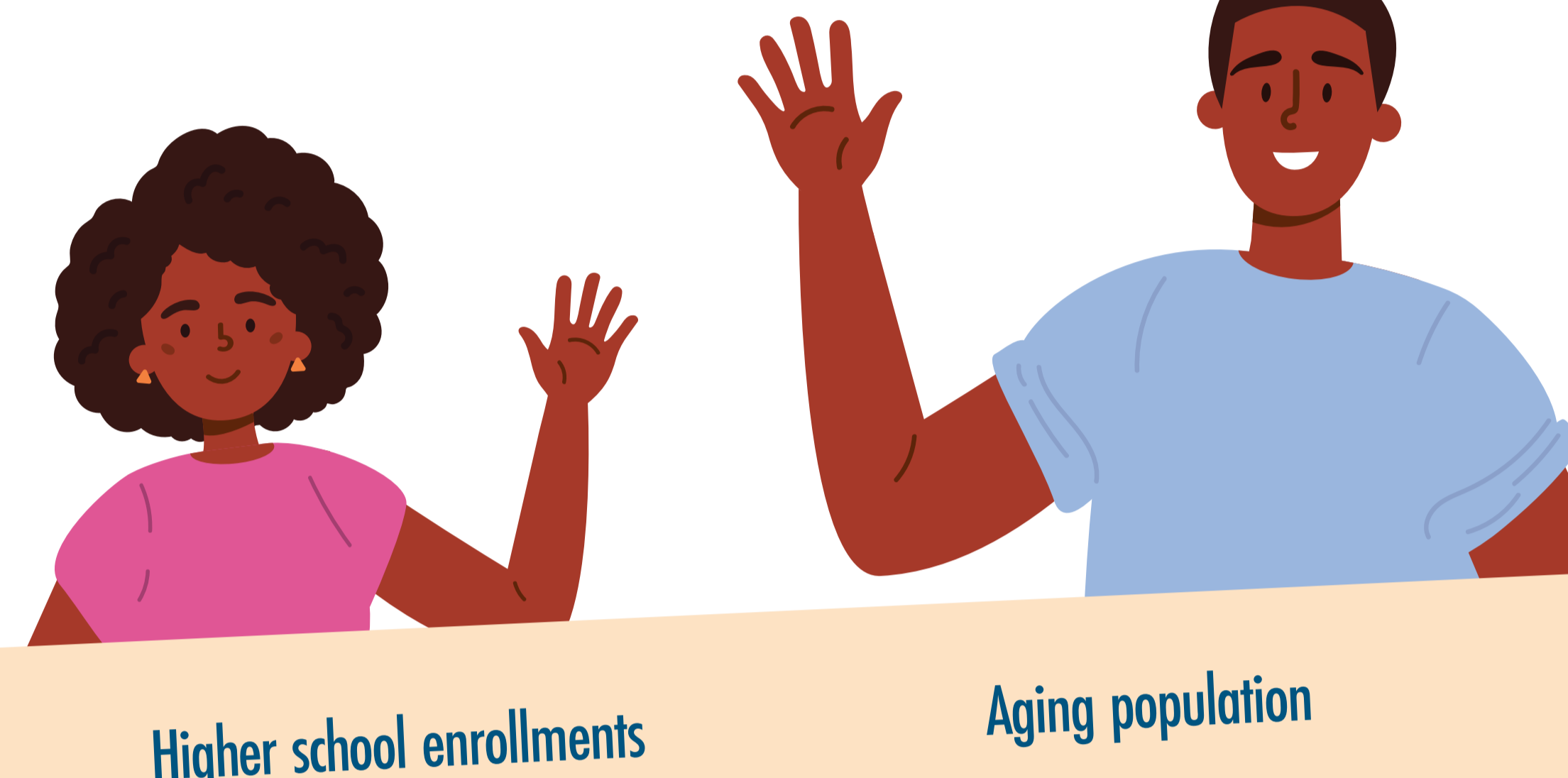
All other settings

6%

INCREASE



Employment opportunities for social workers are rising because of:



Higher school enrollments

Aging population

More people seeking treatment for mental health and substance abuse

More people with substance use offenses are being sent to treatment programs

3 EDUCATIONAL DEGREE OPTIONS

A career pivot may require different education or license requirements. Be sure to enroll in a social work program accredited by the Council on Social Work Education (CSWE).



Bachelor's in Social Work (BSW)

Required for entry-level non-clinical positions

Includes supervised fieldwork or internship



Master's in Social Work (MSW)

Typically required for clinical positions

1-2 years to complete

Includes supervised practicum or internship

Doctorate in Social Work (DSW)

Often required for teaching at university level, high-level programs and systems management positions


Includes advanced training in research, supervision and policy analysis

State Licenses

Required for clinical positions (and non-clinical positions in some states)

Need MSW and hours of supervised clinical work post-graduation

Must pass licensure exam



*Some states license those at the bachelor's level; some grandfather those without social work degrees. For more info, see this [Social Work License Map](#).

4 FACTORS AFFECTING SOCIAL WORK SALARIES

Degree

PhD/DSW (highest)

MSW (2nd highest)

Location

Metropolitan (highest)

Rural (Lowest)

Size of Caseload

No Caseload (highest)

26-50 (Lowest)

Sector

Private Practice (highest)

Private Nonprofit (Lowest)




Each year of experience equals approximately \$420 increase

NASW CAREER RESOURCES

NASW's support can help you transition your role throughout your career.

- Continuing Education
- Advanced Credentials
- Career Center – Job Listings
- Specialty Practice Sections
- Networking and Events
- Tips & Tricks for Job Seekers



Learn more about the social work profession.

socialworkers.org/Careers